



Hangcha Europe GmbH

Mariechen-Graulich-Straße 12a,
65439 Flörsheim am Main,
Germany

Administration
Tel: 0049-61453769188
E-mail: admin@hangchaeurope.com

Sales Management
Thomas Dittrich
Mob: 0049-16096548808
E-mail: thomas.dittrich@hangchaeurope.com

Technical Support
Thomas Pannke
Mob: 0049-01759284213
E-mail: thomas.pannke@hangchaeurope.com

www.hangchaeurope.com



Folgen Sie uns auf
Instagram



Folgen Sie uns auf
Facebook



Folgen Sie uns auf
YouTube



"Hangcha Forklift"
App herunterladen



ISO14001:2015



ISO9001:2015



HANGCHA trucks conform
to the European Safety
Requirements.

2025 VERSION 1 / COPYRIGHT 2025/04

HANGCHA Group Co., LTD behält sich das Recht vor, Änderungen bezgl. Farbe, Spezifikationen, Ausstattung und sonstige Details, dieser Broschüre ohne Vorankündigung vorzunehmen. Fahrzeugfarben können von den Farben in dieser Broschüre abweichen.

A Series Rough Terrain Pallet Truck

with capacity of 1,500kg



The World of Hangcha



LITHIUM POWERED



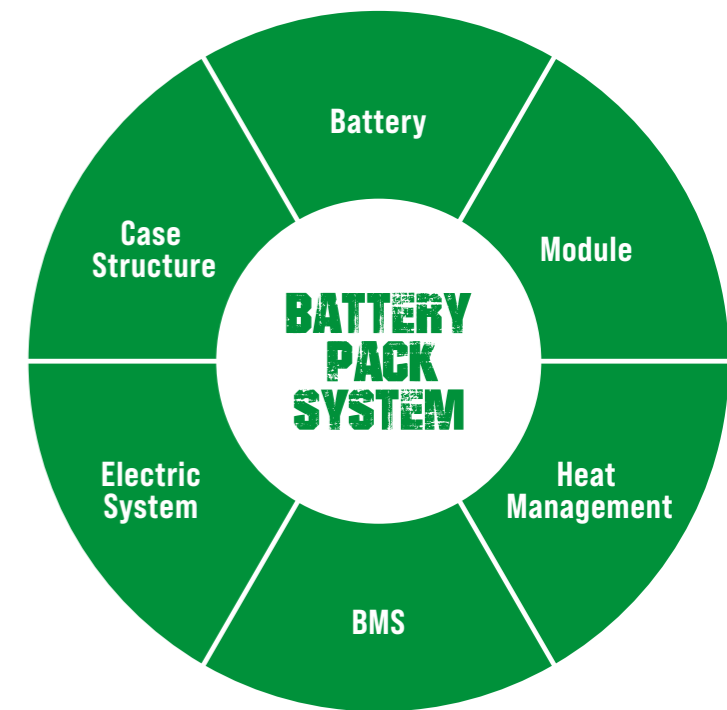
INNOVATIVE SOLUTIONS NEW POWER NOW

- / We use square lithium iron phosphate batteries and modules used in large quantities by commercial vehicles in mature economies.
- / Safe and effective: Charging efficiency as high as 95%.
- / Quick charging.
- / Long-working: 2000 charging cycles, capacity retention greater than 75%.
- / Maintenance-free: Battery does not require manual maintenance.
- / Green and clean: Pollution-free, zero emissions.



***Rapid charging and opportunity charging
ensure continuous availability of vehicles***

Allow for fast full charging or boost charging.
They are maintenance free and do not require a
battery change when used for multi-shift operations.



HANGCHA PROVIDES **3 YEAR**
OR 6000 HOURS GUARANTEE
ON LITHIUM BATTERY.



3 YEAR
WARRANTY

A SERIES

ROUGH TERRAIN PALLET TRUCK

The 1.5t A series electric powered rough terrain pallet truck is mainly designed to meet the transportation needs of industries such as civil engineering and infrastructure. It has good stability and strong obstacle crossing ability, making it suitable for complex and harsh outdoor conditions, breaking through the limitations of traditional pallet trucks that are only suitable for indoor warehouses and workshops.



Exterior

Following the family style appearance of the A series, the lines are strong and smooth, the entire truck is simple and atmospheric, three-dimensional and full, with a fashionable and stable design.

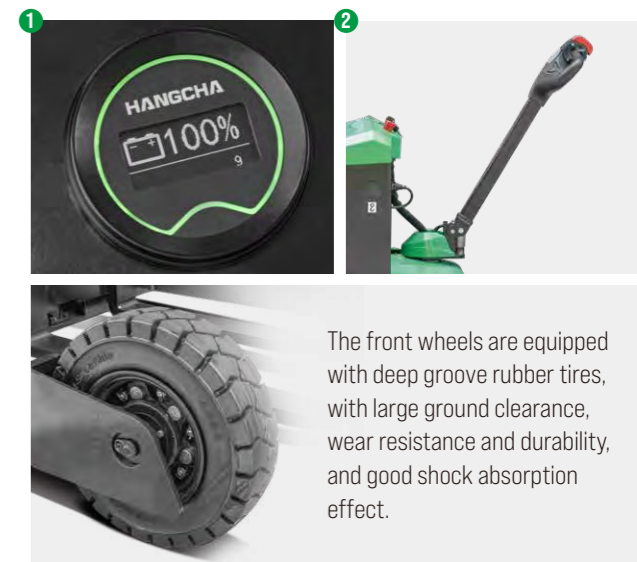
OFF ROAD

MOVING MORE

The pallet truck adopts DC brushless traction control technology, combined with advanced lithium battery technology, to achieve fast charging, safe and reliable, and low maintenance costs; The large-sized rubber solid tire ensures high passability and excellent protective performance, making it an ideal tool for outdoor loading and unloading and handling of palletized goods.



Optimized design of low height mast, with large distance between fork-arms, wide field of view provides excellent ergonomics.



The front wheels are equipped with deep groove rubber tires, with large ground clearance, wear resistance and durability, and good shock absorption effect.

Comfort

- 1 Multifunctional instrument, integrated display of battery power, working hours.
- 2 Pedestrian mode, adopting a low and long handle design, with low steering force and easy operation.
- 3 The use of mold springs as rebound components ensures stable and reliable performance with low operating force.



ADVANCED AND SAFE

10%
GRADEABILITY
(unladen)

The traction and main controller with DC brushless control system, combined with a high-performance planetary gearbox, with strong power, high climbing slope, superior acceleration performance, and efficient environmental protection.

Table of the battery features	
Capacity (Ah)	48V
20 (lithium battery)	●
50 (Gel battery)	○

Note: ● Standard battery capacity; ○ Optional battery capacity

The pallet truck is equipped with 48V voltage system, with low motor current, less heat generation, and lower losses under laden and unladen lifting conditions.



Equipped with high-performance lithium batteries, efficient and energy-saving; It has short charging time and high usage efficiency.



The strength of important components such as the frame and mast has been double verified through CAE analysis and strengthening tests.

Release braking, reverse braking, and emergency braking to ensure the safety of driving.

The battery adopts lithium iron phosphate battery cells, which have good stability, safety, and efficiency.

The reinforced design of the frame and the covering parts are all made of steel plate stamping forming technology, with superior protective performance.



The emergency reverse button on the head of the handle can effectively prevent the driver from being injured when encountering emergency situations.


The components and connectors of the electrical system are mostly designed with high protection levels and placed inside the covering parts. The waterproof level reaches IPX4, which can meet the needs of outdoor operations.



OFF ROAD PERFORMANCE


It has high passability and excellent obstacle crossing ability, which can meet the needs of outdoor off-road conditions.

The approach angle of the truck reaches 41° , the departure angle reaches 23° , and the passing angle reaches 20° , which is larger than that of conventional pallet truck.



Larger width, small turning radius, flexible operation, and superior lateral stability.

The ground clearance reaches
100mm



The lifting height reaches
250mm



- 1 The full opened hood makes battery replacement and maintenance more convenient.
- 2 Built-in charger as standard, making charging more convenient and efficient.
- 3 DC brushless motor without carbon brush, superior maintenance performance.



Truck	Standard	Options
Φ399*104 solid rubber load wheel	●	
Φ250*80 solid rubber traction wheel	●	
Iron stamping cover, iron stamping rear wheel cover	●	
Build-in charger	●	
48V/20Ah lithium battery	●	
Walking upright	●	
Integrated hydraulic unit	●	
48V/50Ah Gel battery		○
Load backrest		○
Distance between outer width of legs		○
Fork length: 1150, 1250mm		○
Controls and instruments		
Multifunctional instrument	●	
Curtis controller	●	
Emergency power-off switch	●	
Key	●	
Lifting limit with electric switch	●	
Tiller with CANBUS structure	●	
Safety		
Horn	●	

Distinguishing mark	1.1	Manufacturer		HANGCHA GROUP CO.,LTD.
	1.2	Manufacturer's type designation		CBD15-AMC1-IRT
	1.4	Operator type: hand, pedestrian, standing, seated, order-picker		Pedestrian
	1.5	Rated capacity/rated load	Q (kg)	1500
	1.6	Load centre distance	c (mm)	500
	1.8	Load distance, centre of drive axle to fork	x (mm)	667
	1.9	Wheelbase	y (mm)	1197
Weight	2.1	Service Weight	kg	440
	2.2	Axle loading, laden front/rear	kg	460/1480
	2.3	Axle loading, unladen front/rear	kg	240/200
Tyres/chassis	3.1	Tyres: solid rubber, superelastic, pneumatic, polyurethane		solid rubber
	3.2	Tyre size, front		φ250×80
	3.3	Tyre size, rear		φ399×104
	3.5	Wheels, number front / rear (x = driven wheels)		1x/2
	3.7	Tread, rear	b _{r1} (mm)	1230
Dimensions	4.4	Lift	h ₃ (mm)	250
	4.19	Overall length	l ₁ (mm)	1773
	4.20	Length to face of forks	l ₂ (mm)	703
	4.21	Overall width	b ₁ /b ₂ (mm)	546/1390
	4.22	Fork dimensions	s/e/l (mm)	35/100/1070
	4.25	Distance between fork-arms	b ₅ (mm)	210-850
	4.32	Ground clearance, centre of wheelbase	m ₂ (mm)	100
	4.34.2	Aisle width for pallets 800 x 1200 lengthways	A _{st} (mm)	2112
	4.35	Turning radius	W ₆ (mm)	1410
	Performance data	5.1	Travel speed, laden/unladen	km/h
5.2		Lift speed, laden/unladen	m/s	0.046/0.061
5.3		Lowering speed, laden/unladen	m/s	0.056/0.058
5.8		Max. gradeability, laden/unladen	%	6/10
		Parking brake		Electric
Electric-engine	6.1	Drive motor rating S2 60 min	kW	1
	6.2	Lift motor rating at S3 15%	kW	1.5
	6.4	Battery voltage, nominal capacity K5	V/Ah	48/20
	6.5	Battery weight	kg	11.4
	8.1	Type of drive unit		DC
	9.1	Manufacturer/Type		Curtis /1226BL



6-EVF-50B